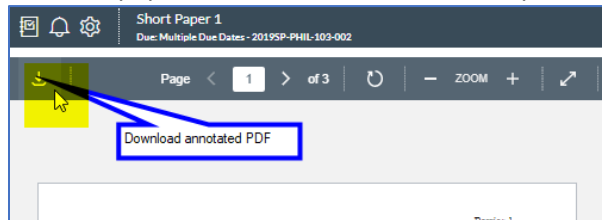


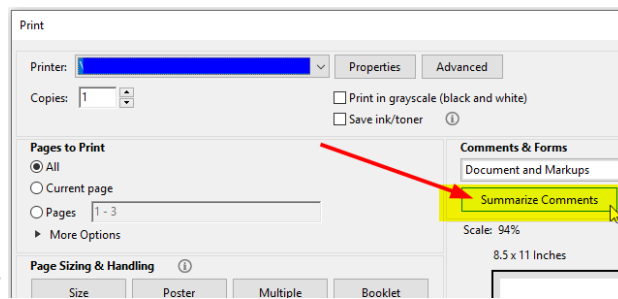
Instructors, in Canvas, you can download and print individual assignment submissions with annotations and feedback. (Unfortunately, there is Not yet a process to download and print All papers at once.)

1. In your Canvas course > in an assignment > go to Speedgrader.
2. From a student's paper, click the download icon, top left:



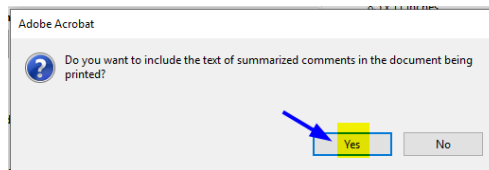
3. Open the downloaded file in a program such as Adobe Acrobat Reader (NOT a web browser).

4. Select Print

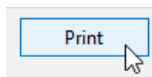


5. Click "Summarize Comments"

6. YES to include summarized comments:



7. Click Print



The paper will print with annotations numbered in the body of the paper and the corresponding comments referenced on the summary comments pages:



Number: 1 Author: Please be sure to follow AP/

Number: 2 Author: apostrophe needed

Number: 3 Author: italics needed

