



Add A Link To An External Tool To a Canvas Course

CSU has [a process to approve the integration of an external tool into our Canvas system](#). Once installed, a tool can usually be added as an external tool link to a Canvas course module or assignment.

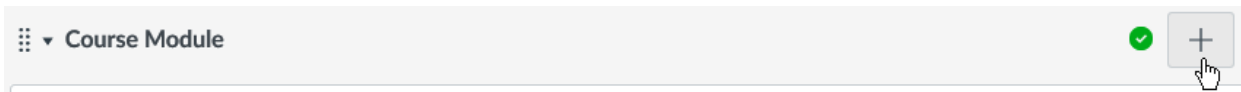
Support for external tools is provided by the maker of the tool and not CSU.

We recommend that you add a link in your course module to the tool maker’s support page for that external tool.

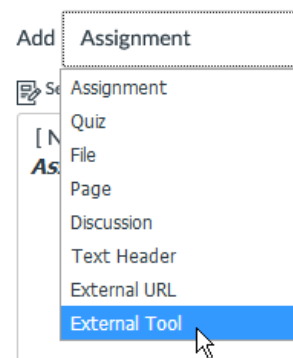
Add An External Tool to a Course Module	1
Add An External Tool To A Canvas Assignment.	3
CSU Canvas Support Help Website	4

I. Add An External Tool to a Course Module


a) In a Canvas module, to the far right of the module’s name, click “ + “



b) Under the **Add drop down menu** select **External Tool**.



- c) *Select* the **external tool** you would like to use.

 Select a tool from the list below, or enter a URL for an external tool you already know is configured with Basic LMS in this module.


Echo 360

Echo 360

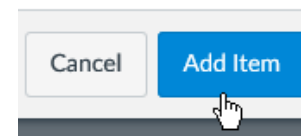
iClicker

i>clicker remote registration link for students

- d) For some tools to work properly, you *may need to check* the “**load in a separate tab** in a web browser” box.

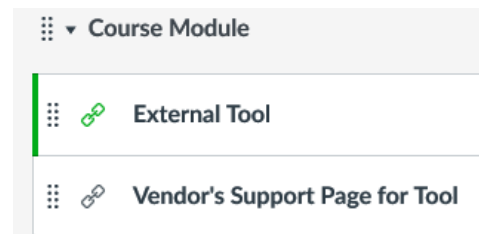


- e) At the bottom *click* **Add Item**.



- f) *Click* on the **tool link** to be sure it works.


- g) *Add* a **link in the module** to the vendor’s user support page.




II. Add An External Tool To A Canvas Assignment.

Some external tools are designed to be part of a Canvas assignment.

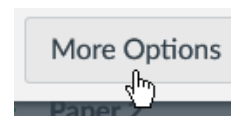
- a) On the left course menu *click Assignments*.



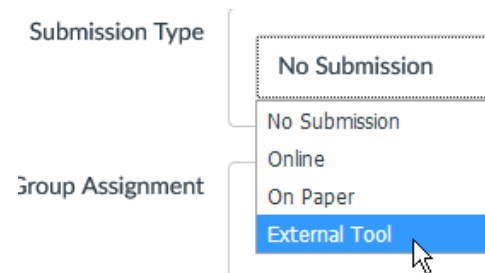
- b) *Click “+”* to create a new assignment.




- c) *Click More Options*.



- d) Under **Submission Type** *select External Tool*.



- e) *Click Find* to see a list of external tools.



f) *Select* the **external tool** you would like to use.

Select a tool from the list below, or enter a URL for an external tool you already know is configured with Basic LMS this module.

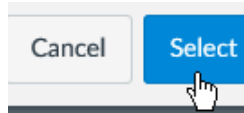
Echo 360

Echo 360

iClicker

i>clicker remote registration link for students

g) *Click Select*



h) Complete the assignment setup and *Save and Publish* the assignment.



III. **CSU Canvas Support Help Website**
<http://info.canvas.colostate.edu>