

Enable Echo360 Flash Player

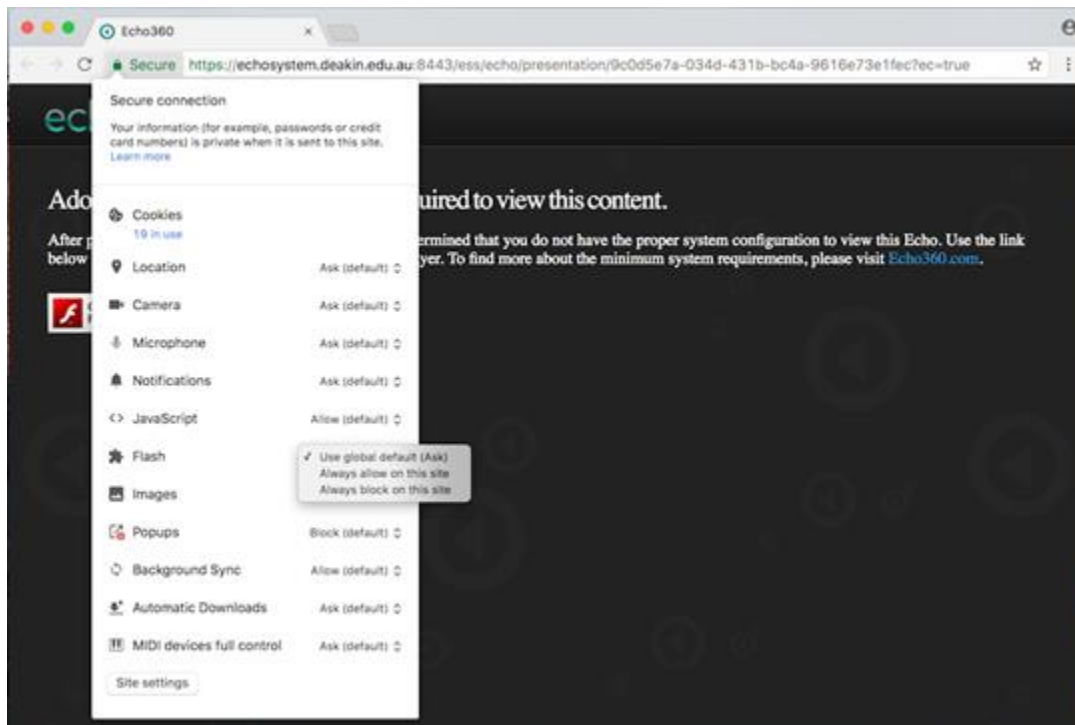
This article outlines the steps needed to resolve messages similar to "Adobe Flash Player is required to view this content" when playing back an echo recording.

Allow Flash only for trusted websites and content providers. Avoid activating Flash for ads or third-party content, or on sites you don't trust.

- [Chrome](#)
- [Firefox](#)
- [Safari](#)
- [MS Edge](#)

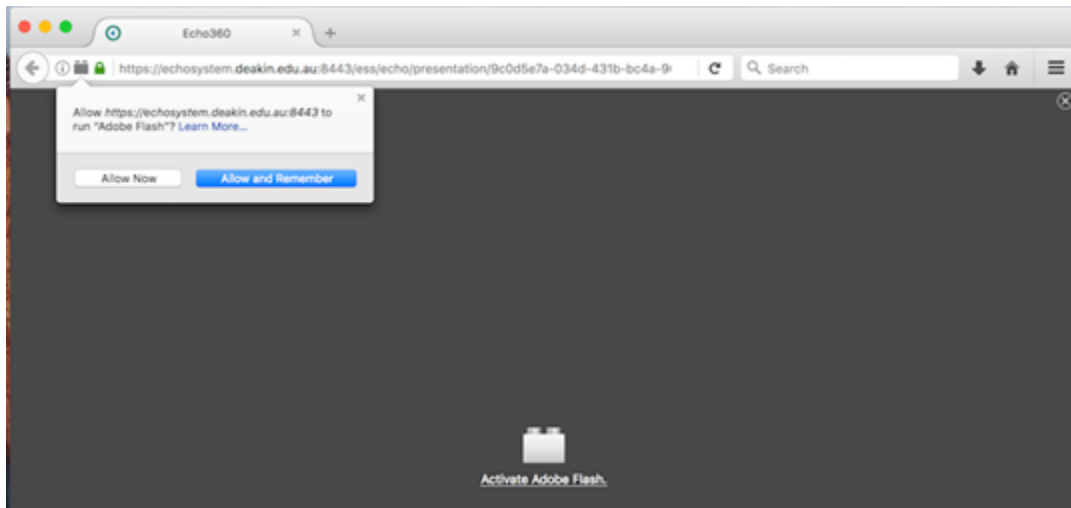
Chrome

1. If you encounter a message such as "Adobe Flash Player 9.0 or above is required to view this content."
2. Click the padlock icon to the left of the Website URL
3. Select Flash from the drop down menu
4. Select "Always allow on this site"
5. reload the page



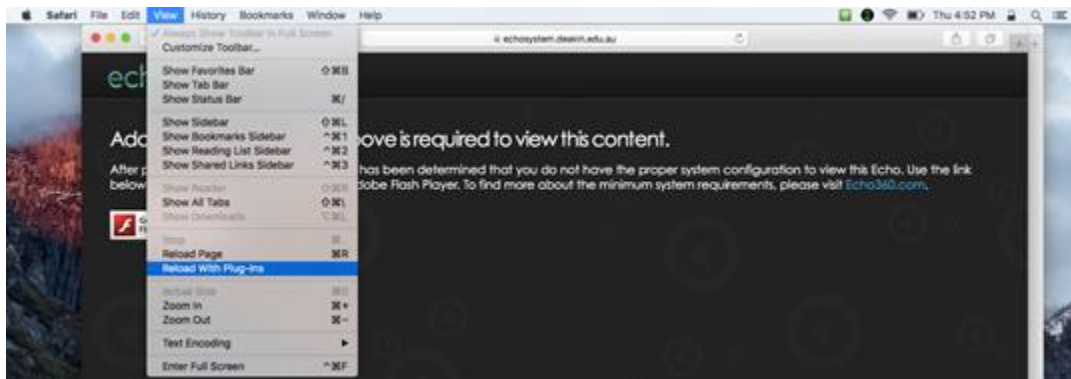
Mozilla Firefox

1. Select Activate Flash
2. Select "Always Allow" from the pop-up.



Safari MacOS

1. Open the view menu in Safari
2. Select reload page with Plug-Ins option.
3. The Echo recording will play as intended.



Edge Windows 10

1. From the "Adobe Flash content was blocked" popup
2. Select "Always allow"

